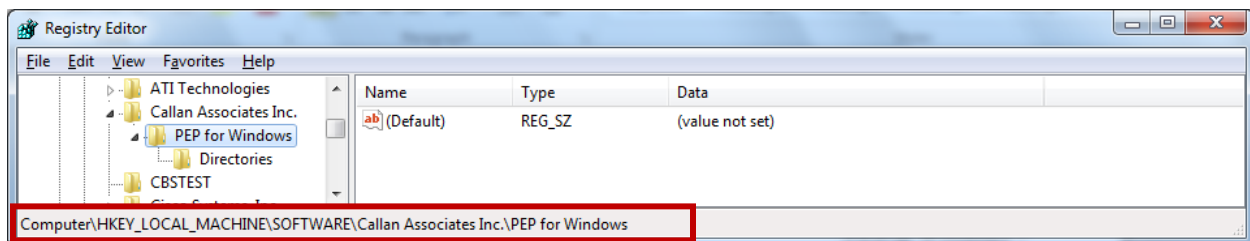
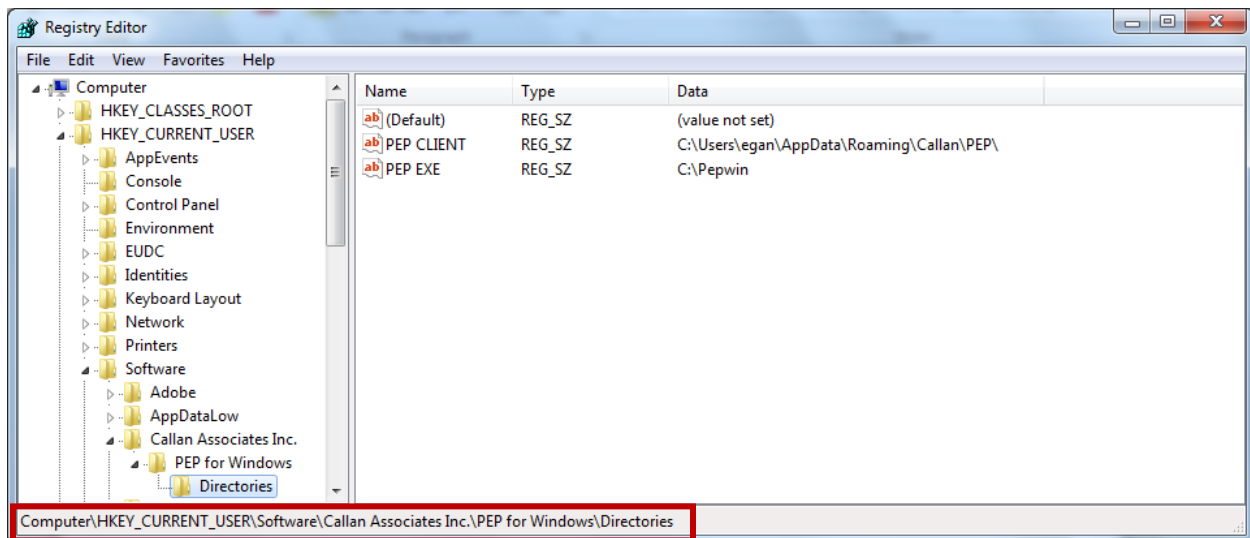


PEP for Windows

Migrating an existing PEP installation from a previous version of Windows to Vista or Windows 7

Microsoft's Windows Vista & Windows 7 operating systems don't accommodate the PEP database being installed locally in the Program Files directory. When upgrading to Vista or Windows 7 please follow these instructions to relocate your local PEP installation. We recommend involving a member of your technical staff in this process.

1. Save your current database by saving a copy of the local PEP for Windows or PEPWin directory. ***If installing PEP on a new computer skip step 2 and proceed directly to step 3.***
2. In the registry, delete the Directories folders listed under HKEY_CURRENT_USER and HKEY_LOCAL_MACHINE. The snapshots below show the typical location of the folders at the bottom of each snapshot.

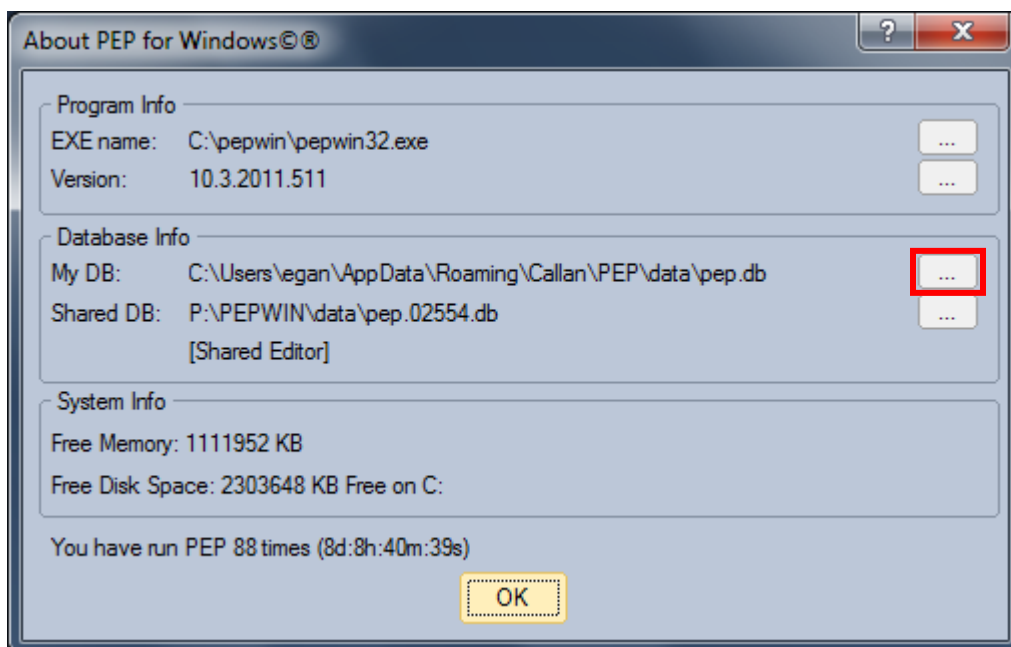


3. If you're running a network version of PEP, run clsetup.exe from the network PEP directory. If you're running a stand-alone version of PEP, download and run the install file from Callan's website or run the install CD. Windows 7 does not automatically add an icon to the desktop after installing. You can add an icon by clicking Start>All Programs>PEP for Windows. Right click on the program and choose Send to>Desktop. A PEP icon can also be pinned to the taskbar.

PEP for Windows

Migrating an existing PEP installation from a previous version of Windows to Vista or Windows 7

4. To bring back the user's saved PEP database, open PEP and click on Help>About PEP for Windows. Under Database Info, click on the [...] button to the right of the My DB: path (see below). Leave this window open and close PEP.



5. Copy the database (pep.db) you saved in step 1 and paste it into the new client directory you should have open from step 4.
6. Open PEP and verify that the database is correct.
7. Delete files copied in step 1 (optional).

Analytical Solutions Group

Phone: 415.291.4191 **E-mail: pep@callan.com**
101 California Street, Suite 3500 San Francisco, CA 94111 Fax: 415.291.4018

CALLAN ASSOCIATES_{INC.}